



مركز الحسين للسرطان
King Hussein Cancer Center



The Royal
College of
Radiologists

Course provided by

IN COLLABORATION WITH
THE ROYAL COLLEGE OF RADIOLOGISTS

Global MRI Course From Head To Toe



15-16th May, 2025



King Hussein Cancer Center, Jordan

Scientific Program



Welcome Address

Dear Colleagues and Friends,

On behalf of RCR and KHCC, we are pleased to invite you to join the Global MRI course from Head to Toe at King Hussein Cancer Center, which will be held in Amman, Jordan on May 15-16th, 2025.

Delivered by leading RCR MRI specialists, this course is designed for consultant radiologists and trainees based in Jordan, neighboring Middle East countries, and radiology professionals from around the world. The course will include lectures, interactive sessions, and will conclude with discussions and feedback.


It will consist of lectures and interactive sessions, followed by discussion and feedback. It aims to familiarize delegates with updates on common pathologies diagnosed via MRI, along with essential reporting tips and various MRI protocols and sequences.

Course faculty are experienced radiology consultants with extensive knowledge of MR Imaging.

KHCC is a center of excellence in the Middle East with continuous learning and innovation as an ultimate goal and pursue, aiming for providing high quality care for patients from all over the region.

Amman is the capital and most populous city in Jordan, and the country's economic, political, and cultural center, making the city a very known destination for tourists from all over the world. Petra, one of the New Seven Wonders of the World, is a major tourist destination in Jordan. It is a magical historic and archaeological city that was carved in stone by the Nabataeans, and it always a perfect location for amusement and fun. Wadi Rum, also known as the Valley of the Moon, offers unforgettable experiences, including enjoying breathtaking sunsets and starry nights in Jordan's largest wadi.

We look forward to your active participation and involvement in the scientific and social events of the conference and assuring you that we are not sparing any efforts to make your journey and stay in Jordan a fruitful and enjoyable one.



Dr. Omar Albtoush
Conference Chairperson

Faculty

Neuro



Dr. Marcus Bradley
North Bristol NHS Trust



Dr. Abdullah Nofal
King Hussein Cancer Center, Jordan

Paediatric



Dr. Joanna Kasznia-Brown
Musgrove Park Hospital, Taunton, UK

GIT



Dr. Andrew Lowe
Musgrove Park Hospital, Taunton, UK

MSK



Dr. Ramy Mansour

University of Ottawa, Canada



Dr. Omar Albtoush

King Hussein Cancer Center, Jordan



Dr. Khaled A. Matrway

University of Alexandria, Egypt

Scientific committee

Dr. Abdullah Nofal, King Hussein Cancer Center, Head of Radiology department

Dr. Omar Albtoush, King Hussein Cancer Center, Conference President

Dr. Ramy Mansour, University of Ottawa, Canada

Dr. Joanna Kasznia-Brown Musgrove Park Hospital, Taunton, UK

Dr. Zaid Omari, King Hussein Cancer Center, Jordan

Dr. Mais Zmily, King Hussein Cancer Center, Jordan

Organizing committee

Dr. Zaid Omari, King Hussein Cancer Center, Jordan

Dr. Omar Albtoush, King Hussein Cancer Center, Jordan

Dr. Somaya Al Kiswani, King Hussein Cancer Center, Jordan

Hanan Mohidin, King Hussein Cancer Center, Jordan

Manal Assender, King Hussein Cancer Center, Jordan

Ghada Qatawneh, King Hussein Cancer Center, Jordan

Jihad Kudsi, King Hussein Cancer Center, Jordan

Tamara Othman AlZabat, King Hussein Cancer Center, Jordan

Registration

Radiology Department

King Hussein Cancer Center, Amman Jordan

Queen Rania St 202, Amman

Tel: 00962(06) 530 0460 extension (1426)

Manal Assender

masender@khcc.jo

CME Accreditation



- The course is accredited by the Royal College of Radiologists, UK, offering **12 CPD** credit points.
- The course is also accredited by the Jordan Medical Council; specific CME credit points will be confirmed.
- Confirmation related to the course will be available at the registration desk during the meeting.


Registration Fees

Radiology Department
King Hussein Cancer Center

Specialists
100 USD


Residents
70 USD

Time	Topic
Conference / Day 1 - Thursday May 15 th , 2025	
08:00 - 08:20	Registration
Session (1)	
08:30 - 10:30	Moderator: Dr. Abdullah Nofal, Dr. Omar Albtoush, Dr. Dima Abu Laban
08:30 - 09:00	Whole body MRI in paediatric imaging Joanna Kasznia-Brown
09:00 - 09:30	Abdominal MRI in children Joanna Kasznia-Brown
09:30 - 10:00	Liver MRI Andrew Lowe
10:00 - 10:30	Pancreas and biliary MRI Andrew Lowe
10:30 - 11:00	 Coffee Break
Session (2)	
11:00 - 13:00	Moderator: Dr. Fatenah Ajlouni, Dr. Jafar Bani - Issa, Dr. Tahani Ahmad
11:00 - 11:30	MRI in Gynaecology Joanna Kasznia-Brown
11:30 - 12:00	MRI in small bowel Joanna Kasznia-Brown
12:00 - 12:30	MRI in anorectal disease Andrew Lowe
12:30 - 13:00	MRI staging of rectal cancer Andrew Lowe
13:00 - 14:00	 Lunch Break

Time	Topic
Session (3)	
14:00 - 16:15	Moderator: Dr. Mohammad Abu Shattal, Dr. Mousa El Khaldi
14:00 - 14:30	Malpractice in Radiology Abdullah Nofal
14:30 - 15:00	Prostate MRI Joanna Kasznia-Brown
15:00 - 15:30	 Coffee Break
15:30 - 16:15	Using MRI to sort out liver lesions then a quiz Andrew Lowe

Time	Topic
Conference / Day 2 - Friday 16 th , 2025	
Session (1)	
08:00 - 10:30	Moderator: Dr. Zaid Omari, Dr. Abdullah Nofal, Dr. Ahmad Shehadeh
08:00 - 08:30	Biceps Pulley Lesions Ramy Mansour
08:30 - 09:00	Imaging of Bone Tumours, Practical approach Khaled A.Matrawy
09:00 - 09:30	Avulsion injuries of the Knee joint Omar Albtoush
09:30 - 10:00	Stroke- Neuroimaging Marcus Bradley
10:00 - 10:30	Trauma- Neuroimaging Marcus Bradley
10:30 - 11:00	 Coffee Break
Session (2)	
11:00 - 12:30	Moderator: Dr. Ramy Mansour, Dr. Omar Albtoush, Dr. Samer Abdel Al
11:00 - 11:30	Tumours - Neuroimaging Marcus Bradley
11:30 - 12:00	Non - tumours - Neuroimaging Marcus Bradley
12:00 - 12:30	Posterior Tibial and Spring Ligament Abnormalities Ramy Mansour
12:30 - 14:00	 Friday's Prayer and Lunch
Session (3)	
14:00 - 16:00	Moderator: Dr. Monther Qandeel, Dr. Zaid Omari, Dr. Iyad Sultan
14:00 - 14:45	Complex cases in Neuroradiology Marcus Bradley

Time	Topic
14:45 - 15:15	MRI of Soft tissue Tumours Ramy Mansour
15:15 - 15:45	Coffee Break
15:45 - 16:15	Hip Chondro-labral Abnormalities Ramy Mansour
16:15 - 17:00	Interesting Cases in MSK Imaging Khaled A.Matrawy
17:00 - 17:10	Thank you and Closing Remarks



مركز الحسين للسرطان
King Hussein Cancer Center



The Royal
College of
Radiologists

Course provided by